PRESCHOOL

MATHS SKILL BUILDER

BY KATY D. NARIELWALLA

BlueRose ONE .com
Stories Matter
New Delhi • London

BLUEROSE PUBLISHERS
India | U.K.

Copyright © Katy D. Narielwalla © 2026

All rights reserved by author. No part of this publication may be reproduced, stored in a retrieval system or transmitted in any form or by any means, electronic, mechanical, photocopying, recording or otherwise, without the prior permission of the author. Although every precaution has been taken to verify the accuracy of the information contained herein, the publisher assumes no responsibility for any errors or omissions. No liability is assumed for damages that may result from the use of information contained within.

BlueRose Publishers takes no responsibility for any damages, losses, or liabilities that may arise from the use or misuse of the information, products, or services provided in this publication.



For permissions requests or inquiries regarding this publication,
please contact:

BLUEROSE PUBLISHERS
www.BlueRoseONE.com
info@bluerosepublishers.com
+91 8882 898 898
+4407342408967

ISBN: 978-81-69761-75-8

Cover design: Anuj
Typesetting: Tanya Raj Upadhyay

First Edition: November 2026

THE ULTIMATE WAY TO BUILD SKILLS AND LEARNING CONFIDENCE

Dear Parents and Teachers,

Regular practice is the key to building skills and learning confidence. The more consistently children practise, the stronger their understanding and confidence becomes.

Preschool Maths Skill Builder makes early learning enjoyable through engaging activities such as counting, number recognition, tracing, matching, patterns, shapes, and simple problem-solving. These carefully designed exercises strengthen essential mathematical concepts step by step.

Parents and teachers play an important role by encouraging children to learn at their own pace and encouraging both their efforts and achievements. With consistent practice, patience, and positive reinforcement, every child can develop strong mathematical skills, greater confidence, and a positive attitude towards learning, laying a solid foundation for future academic success.

Sincerely,

Katy D Narielwalla

(BSc, MEd)

TABLE OF CONTENTS

Numeral 1 (One) 1

Numeral 2 (Two) 2

Numeral 3 (Three) 7

Numeral 4 (Four) 14

Numeral 5 (Five) 21

Numeral 6 (Six) 28

Numeral 7 (Seven) 32

Numeral 8 (Eight) 37

Eight Little Fingers (Poem) 40

Numeral 9 (Nine) 44

Numeral 10 (ten) 48

Colouring is fun 50

Revision of numbers 1 to 10 56

Revision of numbers 10 to 20 62

Various excersises on numbers 63

Learning to Follow Instructions Through Activities 69

NUMERAL 1 (ONE)

Trace 10 times, say, and write the number 1.



1	1	1	1	1	1	1	1

Colour the apple red and the sun yellow.





Count orally and colour one object in each group.



NUMERAL 2 (TWO)

Trace 10 times, say, and write the number 2.







Say and write the number 2.

2	2	2	2	2	2	2	2

Colour any two gingerbread men.









TWO LITTLE APPLES

Two little apples hanging on a tree.

Two little apples smiling at me.

I shook the tree as hard as I could,

Down came the apples,

MMM, they were so good !



Say and write the numbers 1 and 2.

1	2	1	2	1	2	1	2	1	2

Count and colour as asked.

Colour 1 cupcake.



Colour 2 balloons and use the colours asked.

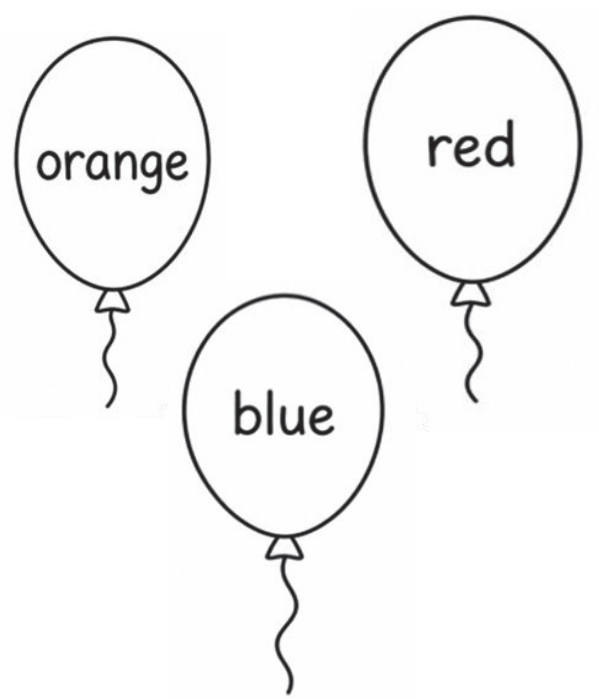

Colour 2 bells using different colours.



Colour 1 kite.

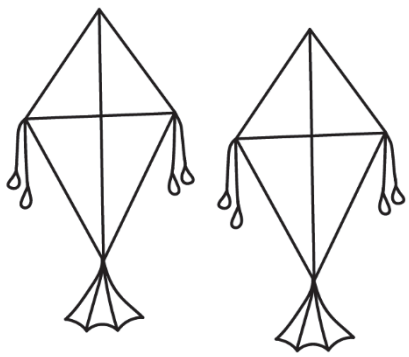

Colour 2 eyes.

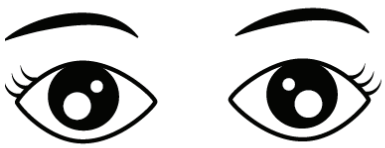

Colour 2 ears.



Colour 2 socks.

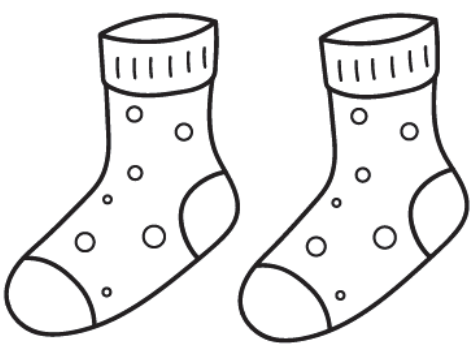

Colour 2 hands.



Say and write the numbers 1 and 2.

1	2	1	2	1	2	1	2	1	2

Colour as asked.

Colour 1 flower red.

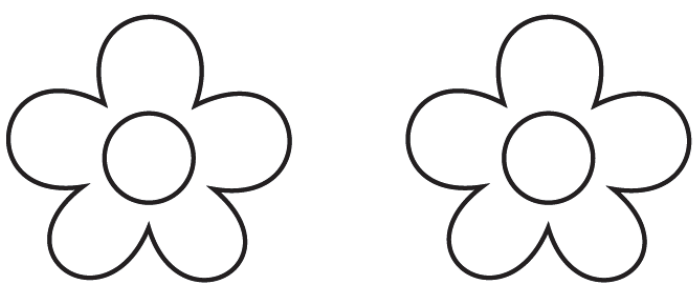

Colour 2 brinjals purple.



NUMERAL 3 (THREE)

Trace 10 times, say, and write the number 3.



Count and colour these 3 carrots orange.



Say and write the number 3.

3	3	3	3	3	3	3	3	3	3

Say and write the numbers 1, 2, and 3.

1	2	3	1	2	3	1	2	3

Colour 2 flowers.







Colour 3 balls using different colours.



Say and write the numbers 1, 2, and 3.

1	2	3	1	2	3	1	2	3

First count and match, then colour.

1



2



3



Colour as instructed.

3 shells

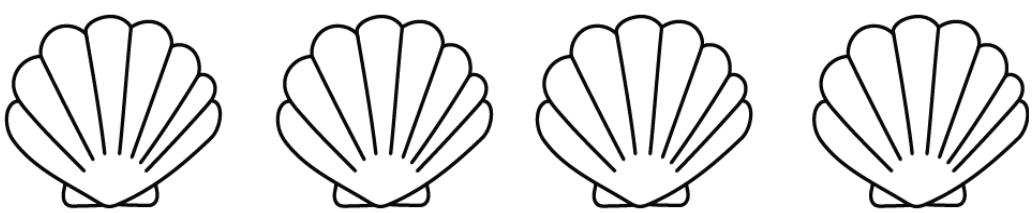

2 mangoes



Count and write the numbers.



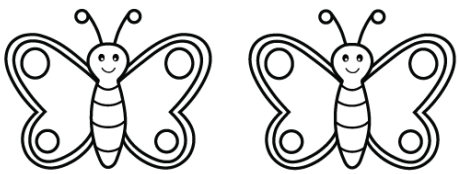





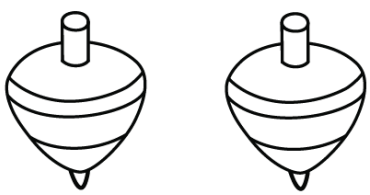

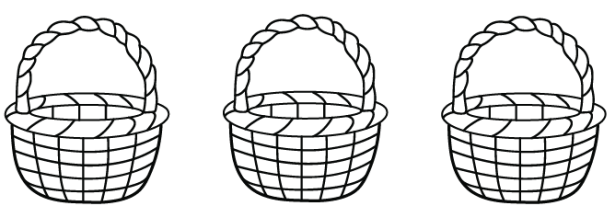





Count and colour as instructed.

2 birds



3 caps

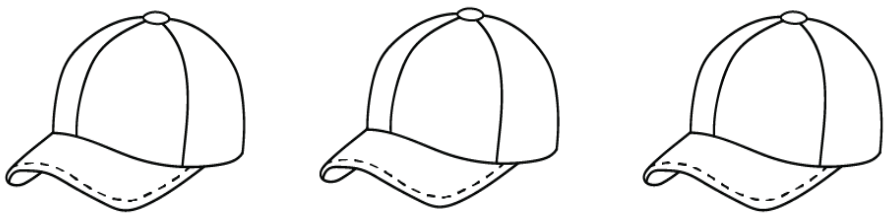

3 butterflies



2 buckets



3 balls

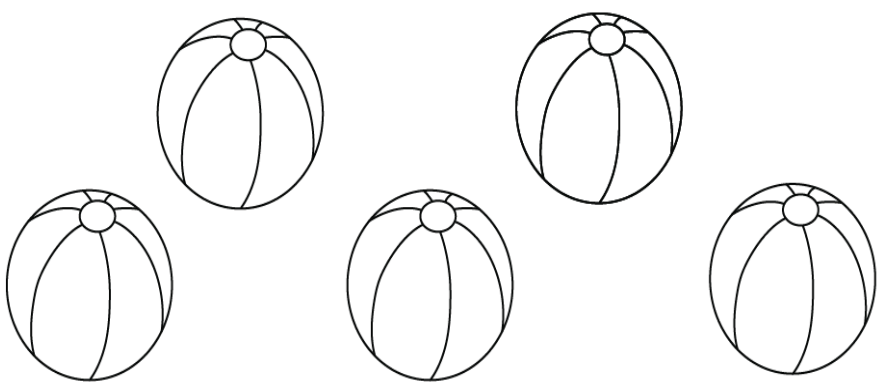

CLAP YOUR HANDS (POEM)

Clap your hands,

One, two, three.

Clap your hands,

Just like me.

Roll your hands,

One, two, three.

Roll your hands,

Just like me.

Stamp your feet,

One, two, three.

Stamp your feet,

Just like me.

NUMERAL 4 (FOUR)

Trace 10 times, say, and write the number 4.

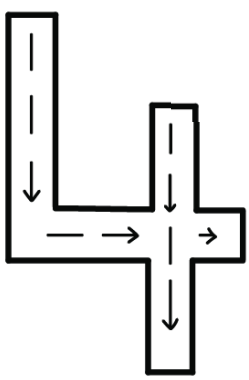



Count and colour the cars.

Say and write numbers 1 to 4 in each pear and colour them green.



Say and write the number 4.

4	4	4	4	4	4	4	4	4

Write the numbers 1 to 4 on each cup and colour them as instructed:

Red Blue Green Yellow



Say the numbers 1,2,3, and 4 as you write them.

1	2	3	4	1	2	3	4

Colour and count these.













Colour and count these.



---------- ☐



---------- ☐



---------- ☐



---------- ☐

Activities for Parents and Teachers.

1) Ask the children to jump two, three and four times.
2) Ask the children to form groups of two, three and four.
3) Take the children to a staircase and ask them to climb 2, 3, and 4 steps.
4) Make the children collect the number of stones as asked by the teacher.

Count and colour as asked.

3 apples



2 fish



3 drums



4 pencils

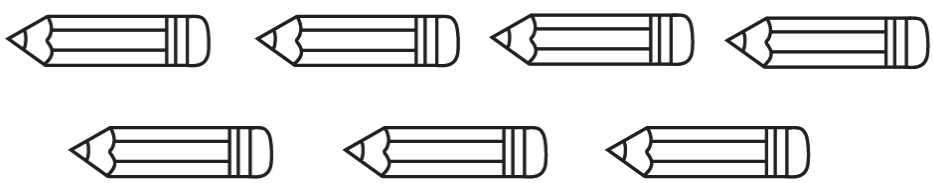

2 clouds



Colour the flower with 4 petals.



Colour these.

A table has 4 legs

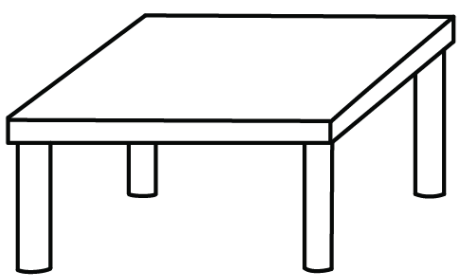

A car has 4 wheels



A horse has 4 legs



All animals have 4 legs

Count the fruits, colour them, and match them to the number shown on the bowl.













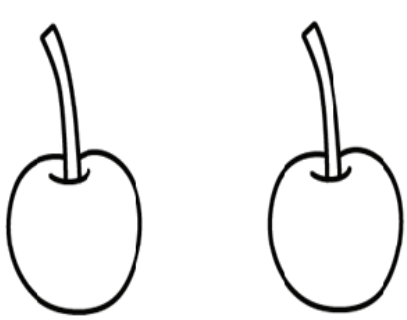



NUMERAL 5 (FIVE)

Trace 10 times, say, and write the number 5.



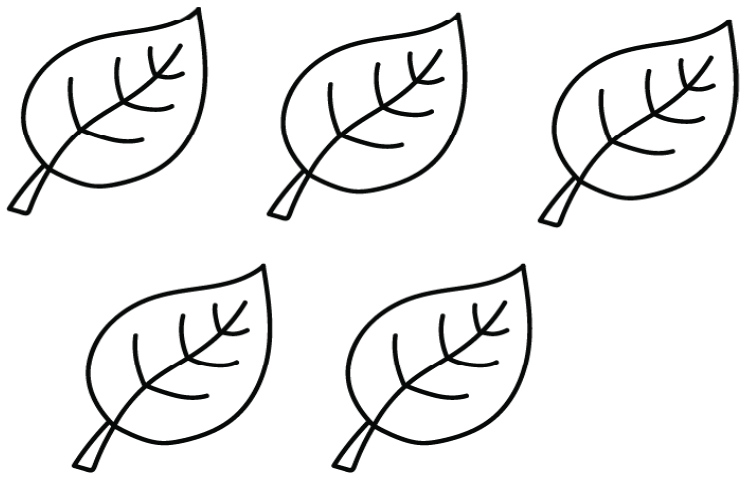

Count and colour these leaves.

Count and colour these kites.

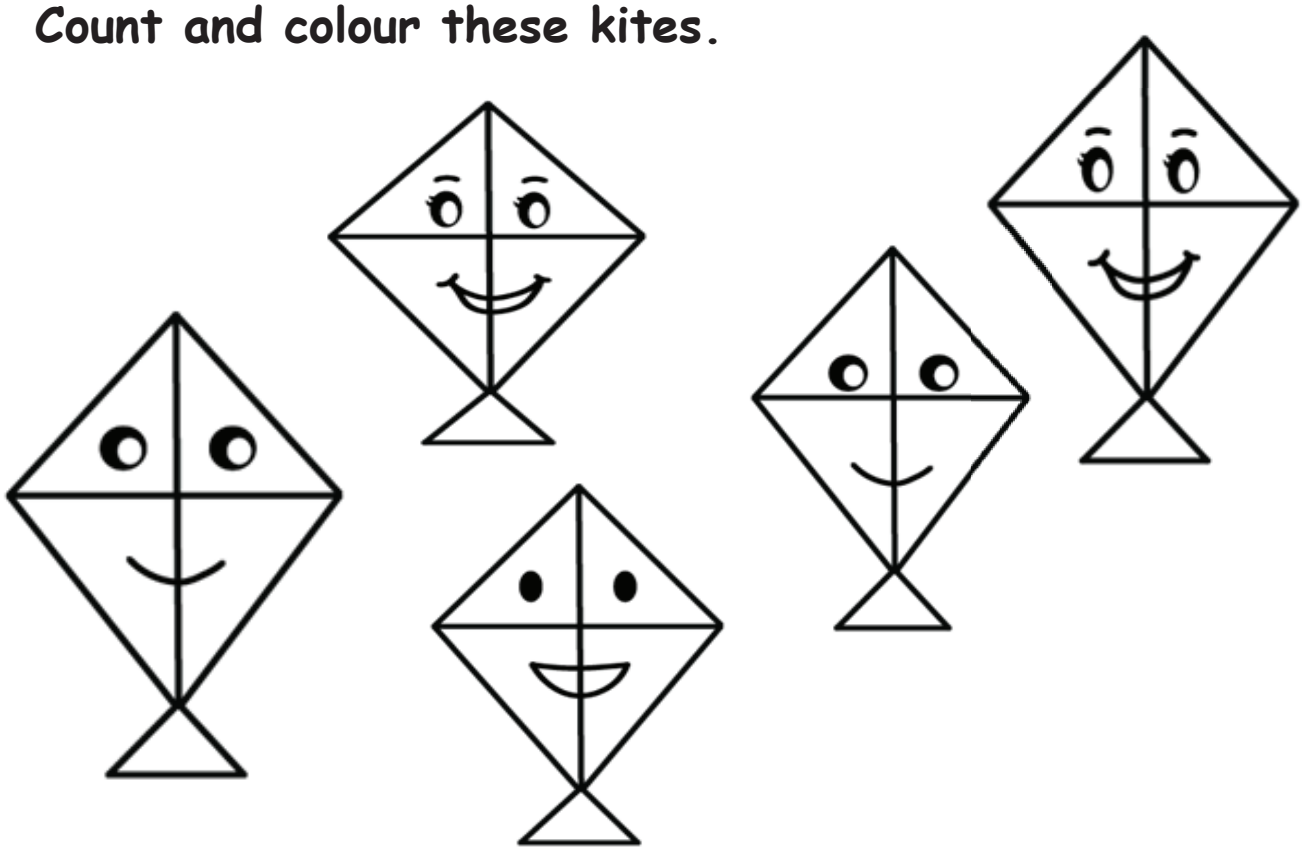

Say and write the number 5.

5	5	5	5	5	5	5	5	5

Trace your palm here. It has 5 fingers. Write a number on each finger.



Say and write the numbers 1,2,3,4, and 5.

1	2	3	4	5	1	2	3	4	5

Colour as asked.

5 stars



4 bows

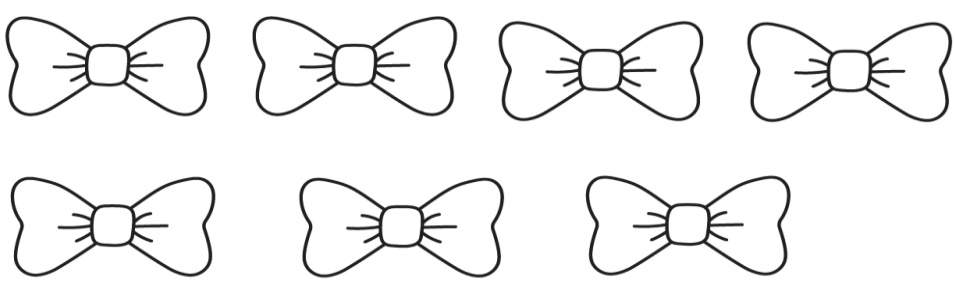

3 trees



Count, colour, and match each number to the objects shown.





3 1 2 5 4







Count, write, and colour.







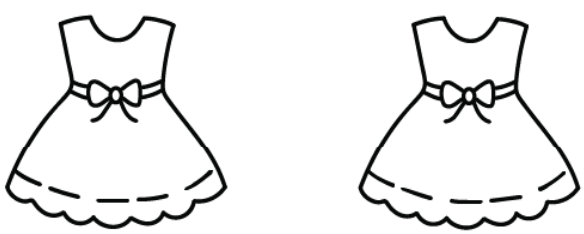



Count and write the number of stars. Put a tick on the picture with 5 stars.



Count and write the number of ice-cream sticks. Put a tick on the picture with 3 ice-cream sticks.



Count and write the number of leaves. Put a tick on the picture with 4 leaves.

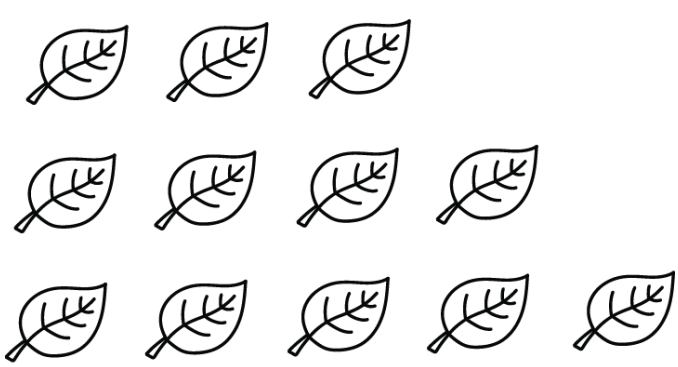

Count and write the number of chairs. Put a tick on the picture with 5 chairs.

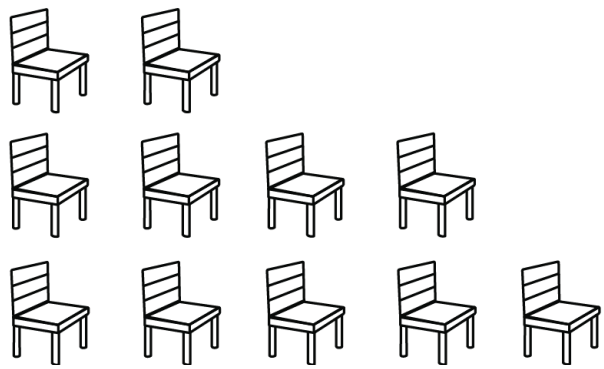

☐ _____

☐ _____

☐ _____

SHOW ME 5 FINGERS (POEM)

Show me 5 fingers,
Let me see.
Show me 4 fingers,
Touch your knees.
Show me 3 fingers,
Touch your nose.
Show me 2 fingers,
Touch your toes.
Show me 1 finger,
Let me see.
With your finger point to me.

NUMERAL 6 (SIX)

Trace 10 times, say, and write the number 6.



Write the numbers 1 to 6 on each hat, then colour them.



Say and write the number 6.

6	6	6	6	6	6	6	6	6

Say and write the numbers 1,2,3,4,5, and 6.

1	2	3	4	5	6

Colour this ant. It has six legs. Count them. (Most adult insects have 6 legs.)

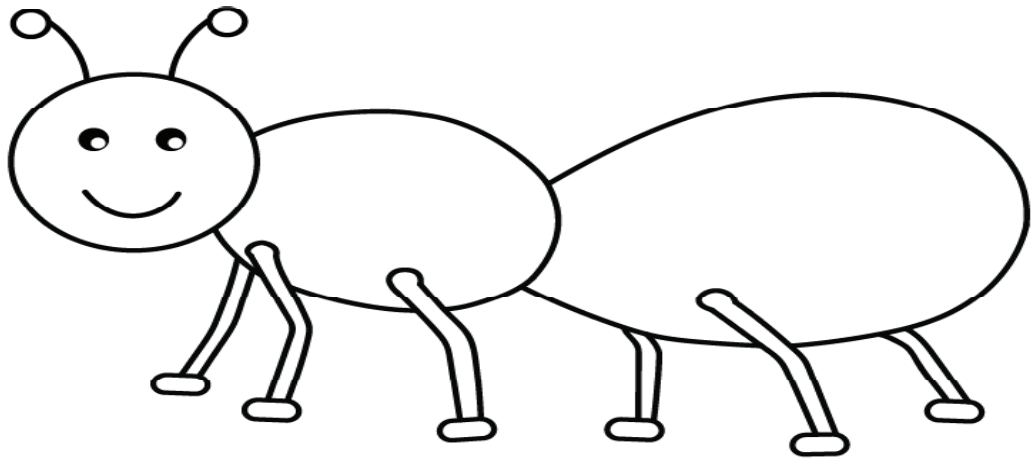

Count and match each set of objects with the numbers given.



6



4

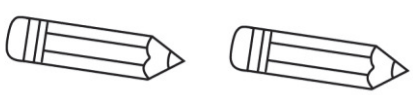

1



2



5



3

Count the objects in each set and circle the correct number.

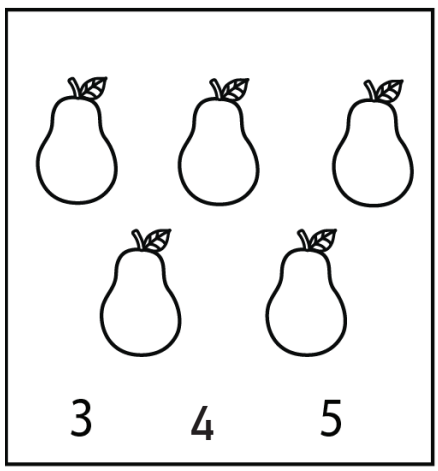

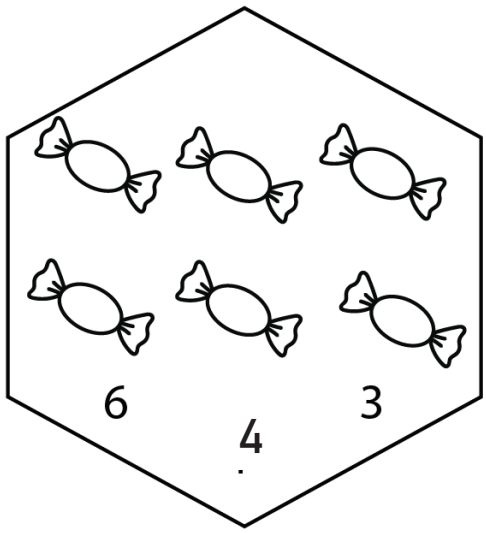

Join the same numbers with a different colour pencil or crayon.

6 4

3 2 5 3

5 2

6 4

NUMERAL 7 (SEVEN)

Trace 10 times, say, and write the number 7.



A rainbow has 7 colours.

Count and colour these seven tomatoes.



Say and write the number 7.

7	7	7	7	7	7	7	7	7

Colour the balloon with the number 7 written on it.



Count the fruits and then match them with the correct numbers.

4

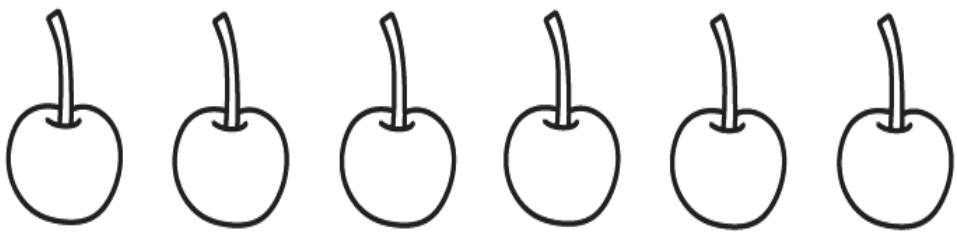

3



5



7



6



How many fish are there in the pond? Count and write the number.

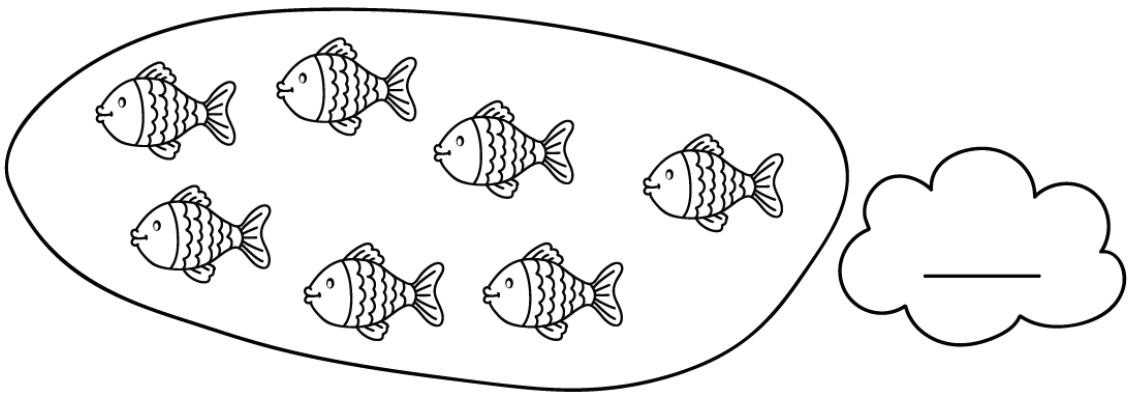

How many petals does each flower have? Colour each flower.



Fill in the blanks.

3 ___ ___ ;

2 ___ ___ ;

1 ___ ___ ;

5 ___ ___ ;

4 ___ ___ ;

6 ___ ;

Say and write the numbers 1,2,3,4,5,6, and 7.

1	2	3	4	5	6	7

NUMERAL 8 (EIGHT)

Trace 10 times, say, and write the number 8.

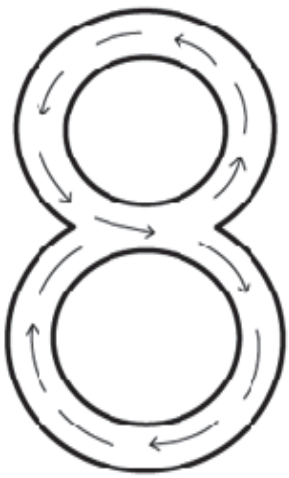

Count the number of carrots and colour.

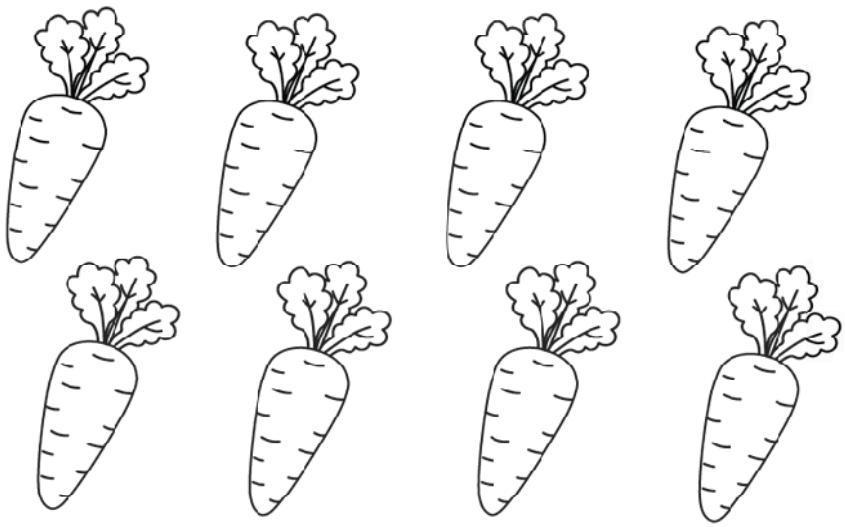

Count and colour these flowers.



Say and write the number 8.

8	8	8	8	8	8	8	8	8

Colour this octopus pink. It has eight arms.



Count and write the numbers of circles in each set.

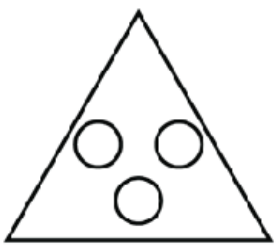

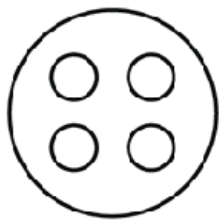



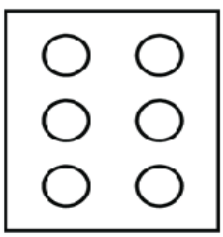







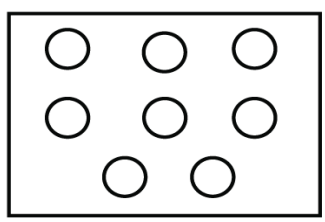

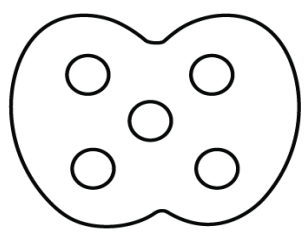

EIGHT LITTLE FINGERS (POEM)

Eight little fingers,

Standing up so tall.

Two little ears,

To hear mummy call.

One little nose,

That I can blow.

Ten little toes,

All in a row.

Two little hands,

That wriggle up and down.

Two little feet,

To stamp on the ground.

Hands to clap and eyes to see,

What fun it is to be just me !

Write the number that comes after each given number.

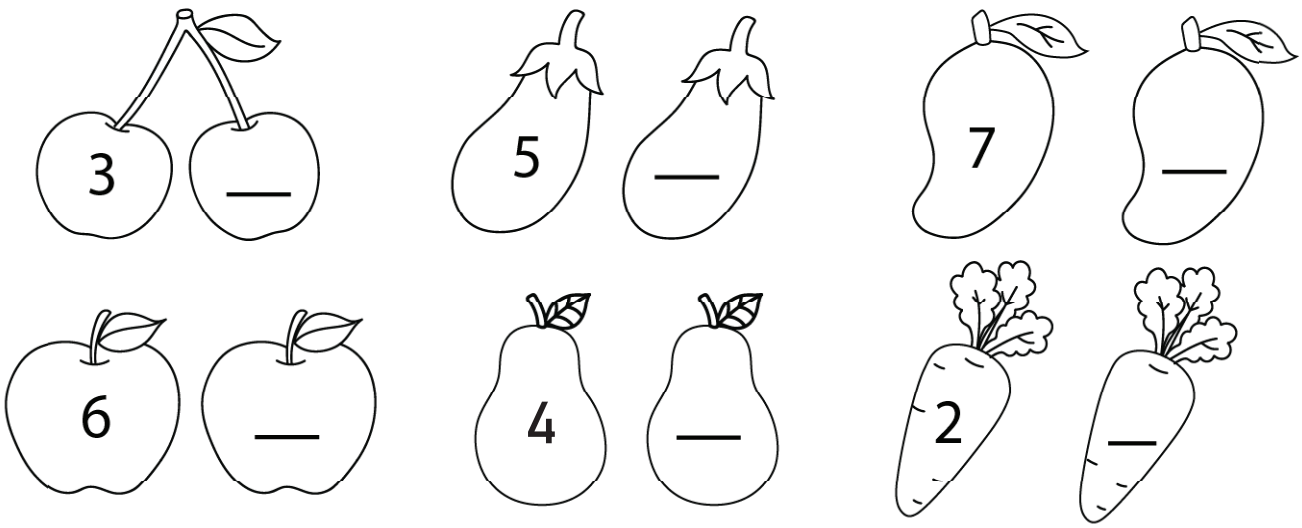

Say and write the numbers 1,2,3,4,5,6,7, and 8.

1	2	3	4	5	6	7	8

Look at this picture, count and write:



Write how many?





Fill in the blanks.

2	__	__	__	6	1	__	__	__	5
4	__	__	__	8	3	__	__	__	7

Tick the correct number.

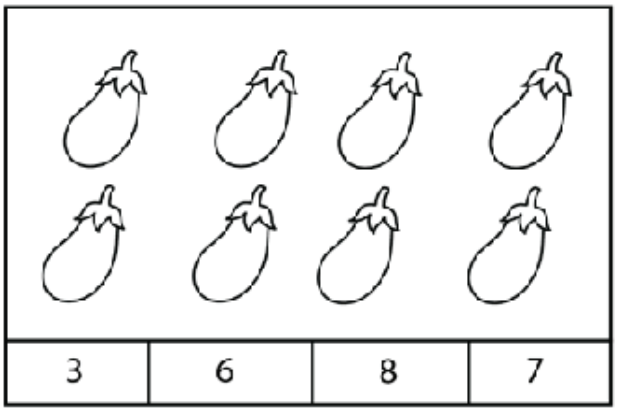

3	6	8	7



4	3	6	7



8	5	7	6

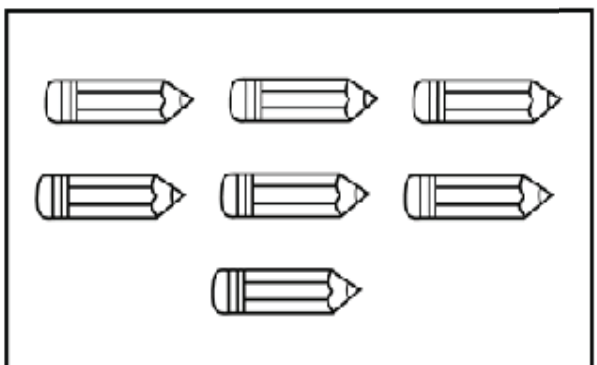

7	4	3	5

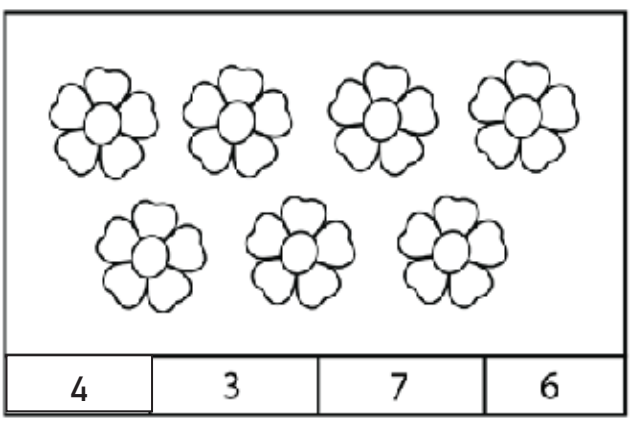

4	3	7	6



5	7	3	8

NUMERAL 9 (NINE)

Trace 10 times, say, and write the number 9.



Write numbers from 1 to 9 on each bell and then colour them:



Say and write 9.

9	9	9	9	9	9	9	9	9

Find the number 9 in these and circle it.

g		p
	9	d



Do as directed.

Tick the 5s

Cross the 7s

Circle the 9s

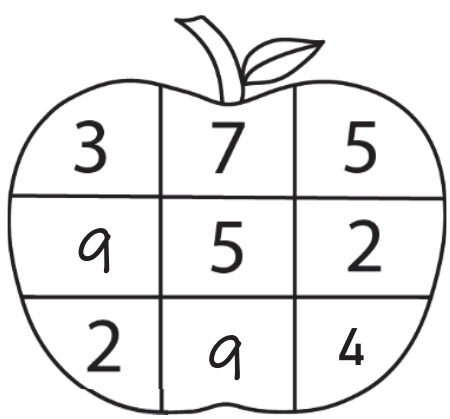

Add more to each set to make 9 objects.

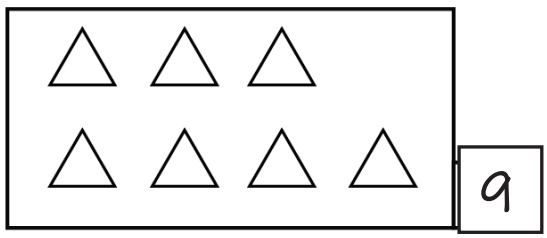

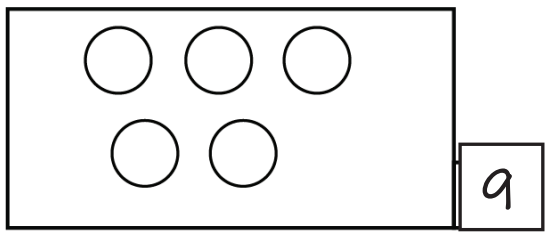

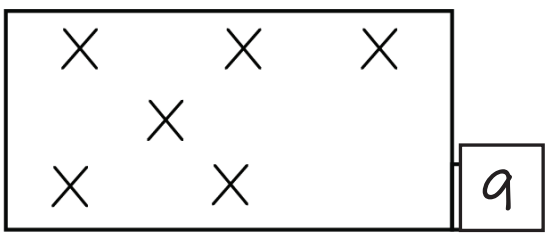

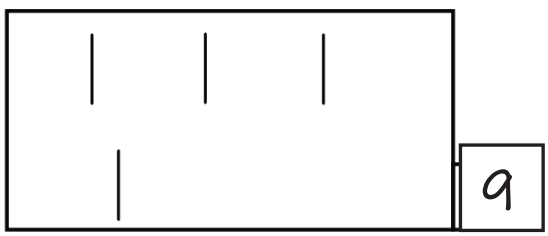

What comes after?

4	___	8	___	5	___
3	___	7	___	1	___

Say and write 1 to 9.

1	2	3	4	5	6	7	8	9

Count the vegetables in each box. Match Box A with Box B where the numbers are the same.

Box A







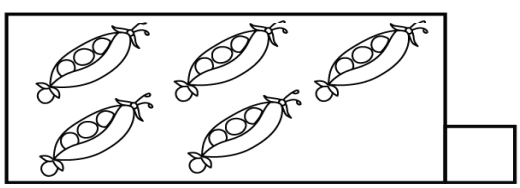

Box B

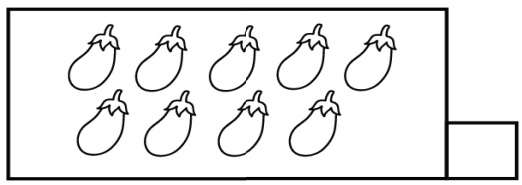



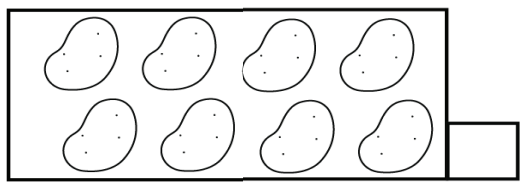



Fill in the blanks.

2 ___ ___ ___ ___ ___ ___

5 ___ ___ ___ ___

3 ___ ___ ___ ___ ___ ___

NUMERAL 10 (TEN)

Trace 10 times, say, and write the number 10.



Count the fish. Are there 10?

Colour these jars and write a number on each of them. Are there 10 jars?

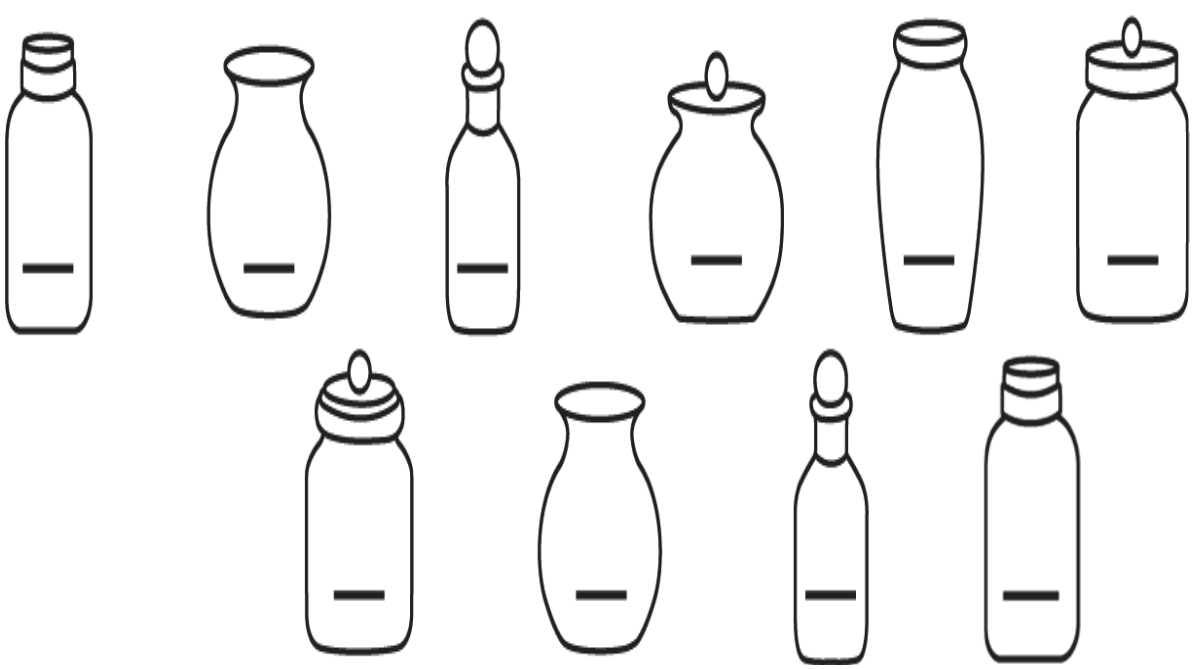

Say each number as you write the numbers from 1 to 10.

1	2	3	4	5
6	7	8	9	10

ONE TWO THREE FOUR FIVE (POEM)

One two three four five,

Once I caught a fish alive.

Six seven eight nine ten,

But I like to go again.

Why did you let it go?

Because it bit my finger so.

Which finger did it bite?

This little finger on my right.

Colouring is fun! Use coloured crayons according to the numbers given.

5. orange 6. yellow 7. blue

8. red 9. green 10. brown



Count the objects in each set and circle the correct number.

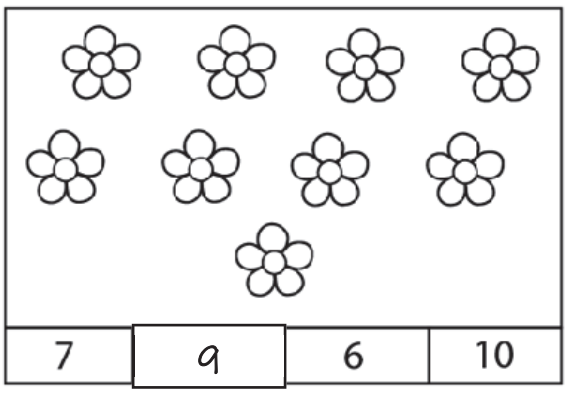



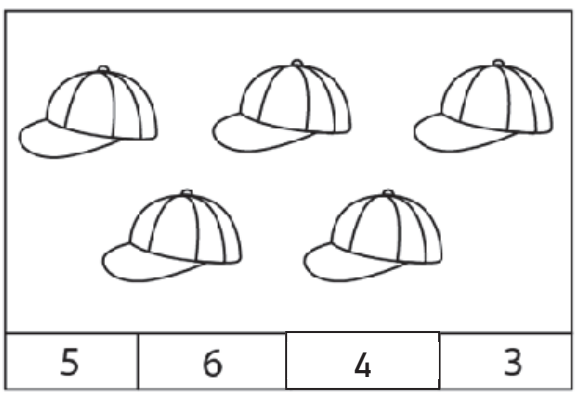

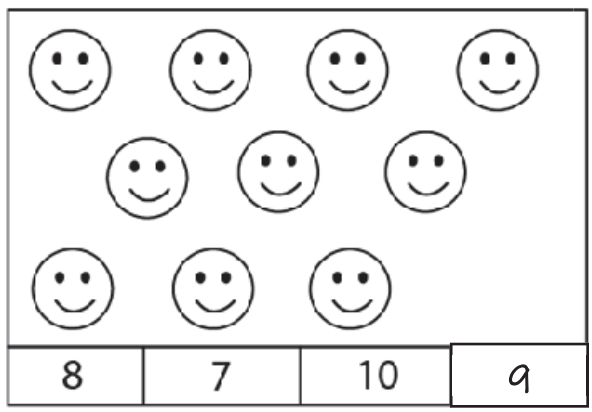

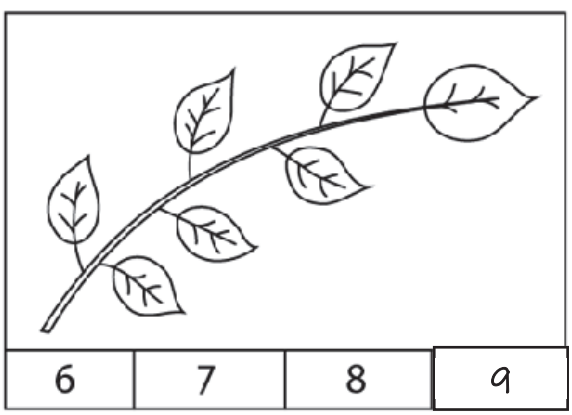



Tick the same number in the box as the number given.

4	→	4	3	5
2	→	3	6	2
5	→	5	6	8
7	→	4	5	7
3	→	8	3	5
9	→	6	8	9
6	→	6	5	8

Tick the correct set.

3 →



4 →

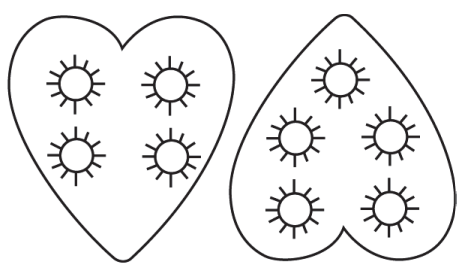

Colour the balloons with the number 6 red and the number 9 green.



Join the same numbers by using different colours.

9 2 3 7

8 7 3 8 6

9 6 2

Join the dots in order and colour this picture.

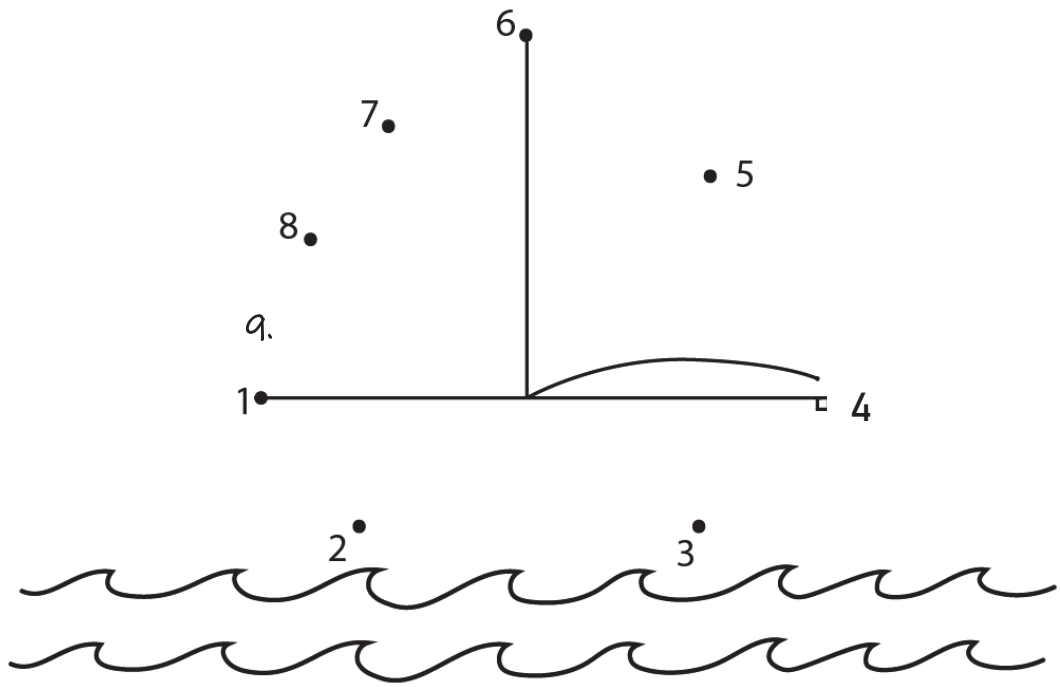

Look at the pictures drawn and write how many.



Count and match.



7



4



5



3



6

Count and colour as asked.

6 → 

3 → 

4 → 

5 → 

2 → 

0 → 

Note: The child should understand what '0' represents.

Ask the child to count the objects and copy the numbers.

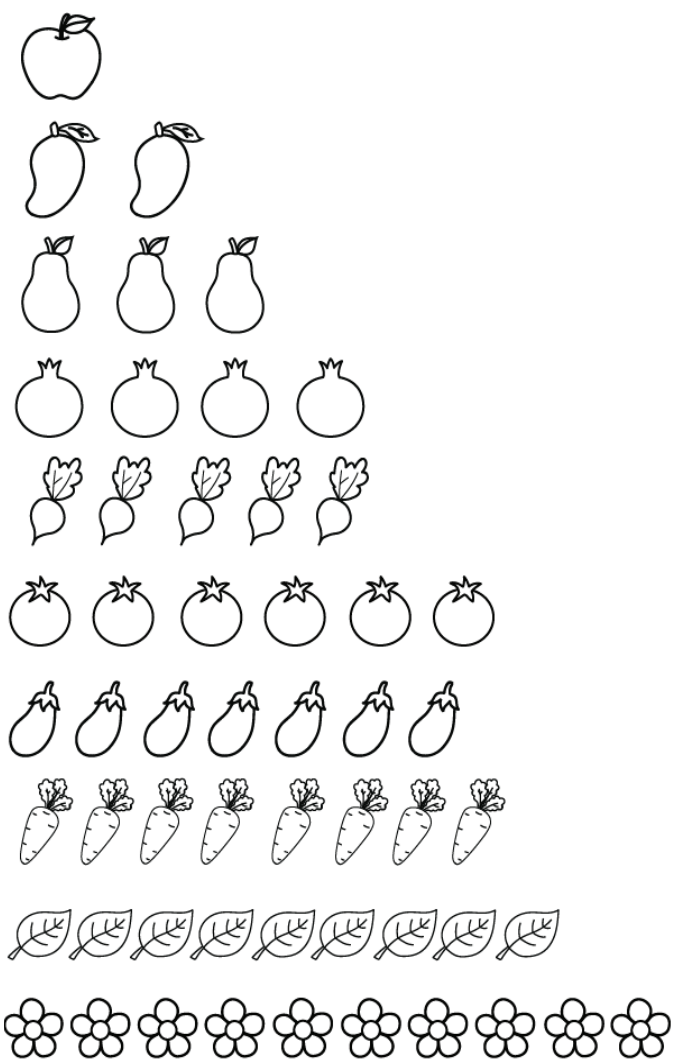

1			
2			
3			
4			
5			
6			
7			
8			
9			
10			

Write numbers from 1 to 10 on this caterpillar in the correct order.



Count and colour the number of objects asked.

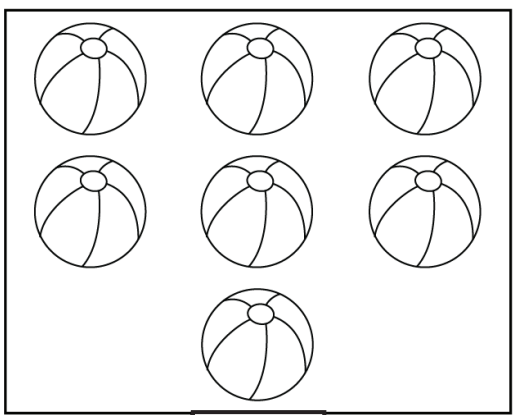

4

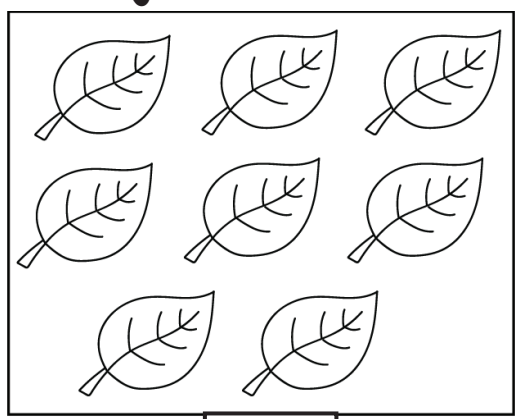

6

Write the number that comes after each given number.

9 ___ 7 ___ 2 ___

5 ___ 8 ___ 3 ___

Circle the correct number after counting.



6 7 8



4 2 5

What comes between the given numbers?

7	___	9	2	___	4
3	___	5	6	___	8
8	___	10	4	___	6

Colour the apples with the numbers 4,8,6 and 9.



Circle the correct number after counting.



3 2 4

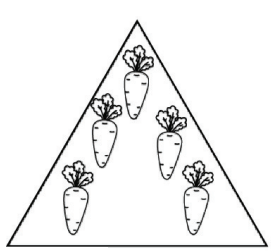

4 3 5

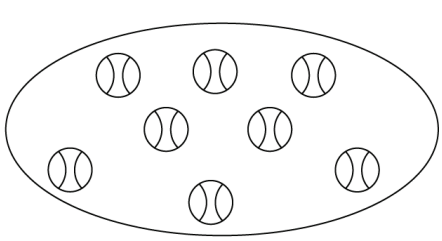

8 6 7

Colour the flower with 8 petals.





Count and write the answer.

 = ☐

 = ☐

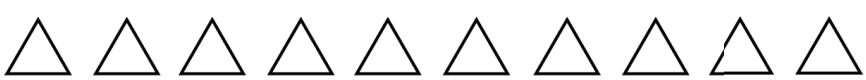 = ☐

 = ☐

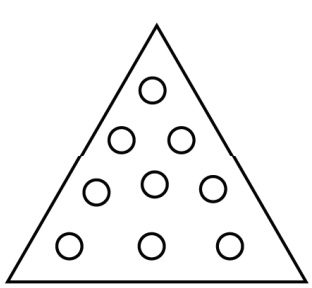

☐



☐

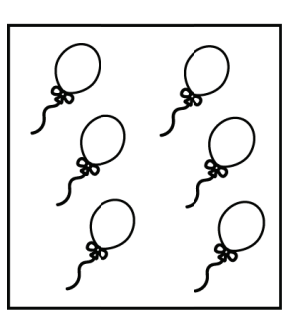

☐

Copy and say aloud.

10	11	12	13	14	15

Match

11	14
12	15
13	12
14	11
15	13

Circle the bigger number.

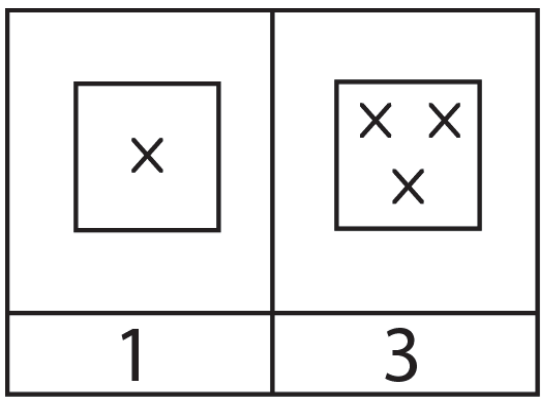

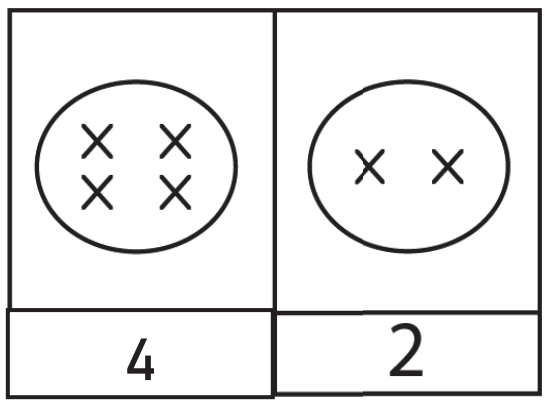

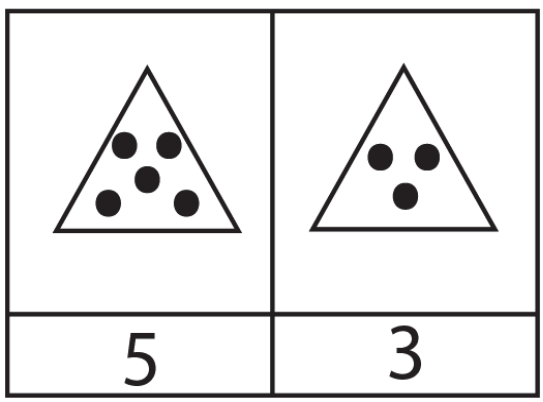

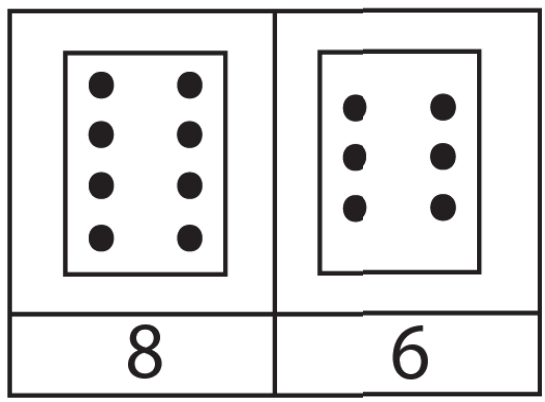



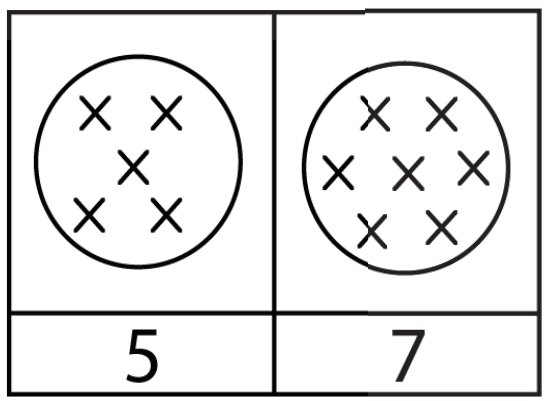

Copy and say aloud.

10	11	12	13	14	15
16	17	18	19	20	

Write the number that comes after each given number.

2	___	6	___	9	___	12	___
11	___	8	___	13	___	14	___

Count and cross the correct number.

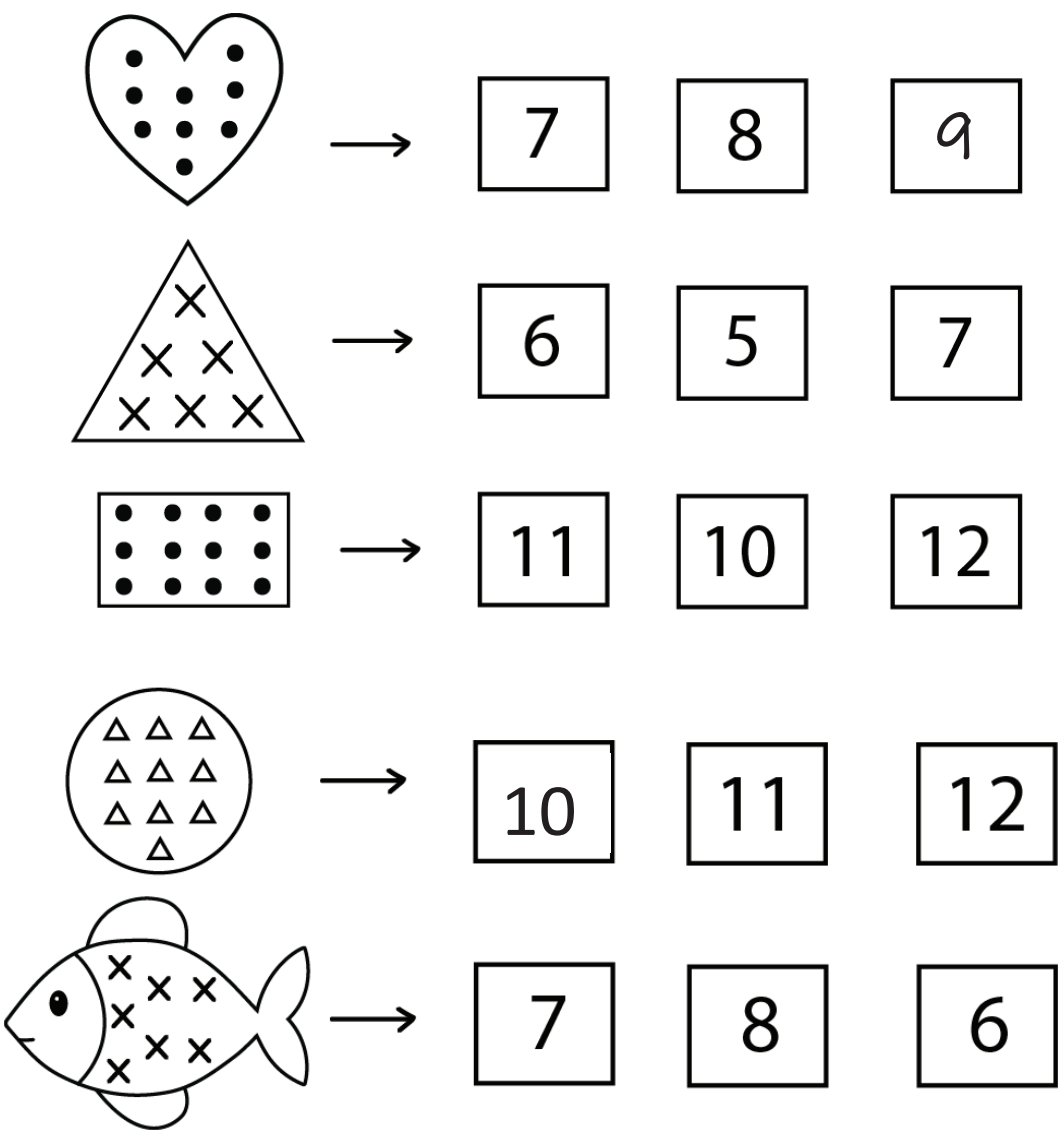

Copy neatly.

10	11	12	13	14	15
16	17	18	19	20	

Write the number that comes after each given number.

3 ___	18 ___	15 ___	19 ___
13 ___	17 ___	8 ___	12 ___
9 ___	11 ___	16 ___	4 ___
7 ___	14 ___	10___	5 ___

Count and circle the correct number.

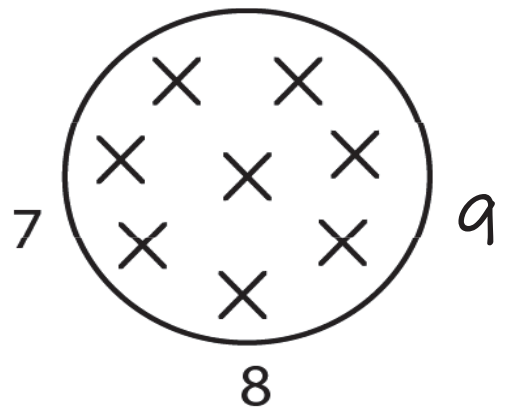

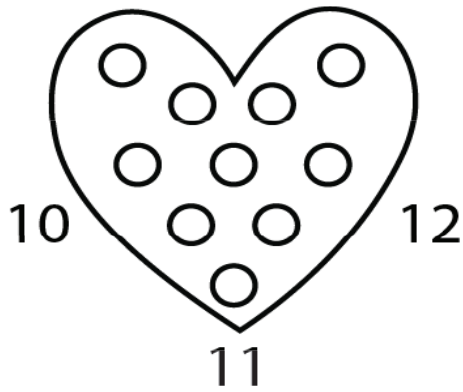

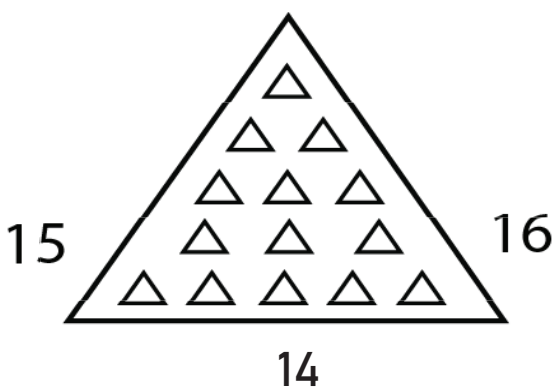

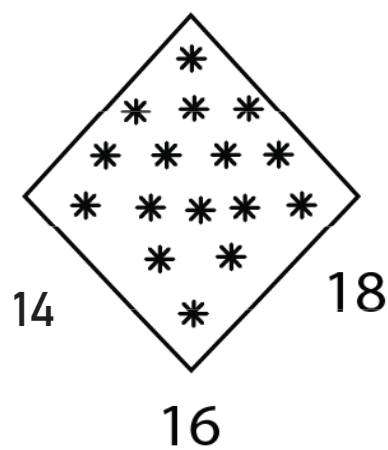

Put a cross on the odd one.

3	3	ε	3	3
9	6	9	9	9
4	4	ϟ	4	4
12	12	21	12	12
7	L	7	7	7

Write the numbers from 1 to 20.

_____ _____ _____ _____ _____

_____ _____ _____ _____ _____

_____ _____ _____ _____ _____

_____ _____ _____ _____ _____

Draw more beads to make the number asked.

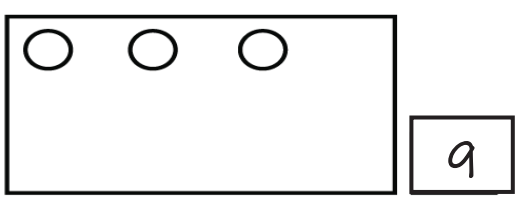



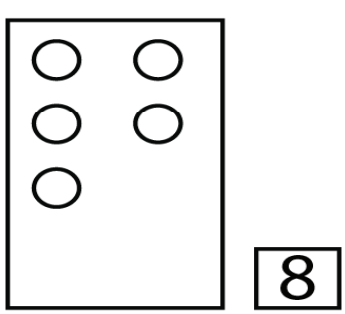

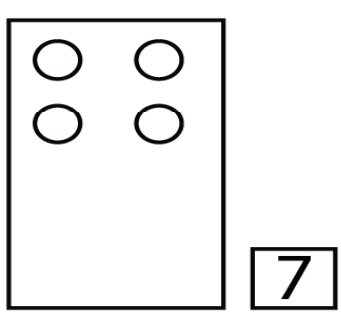

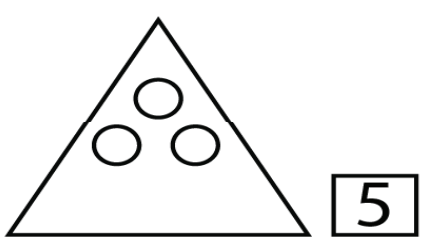

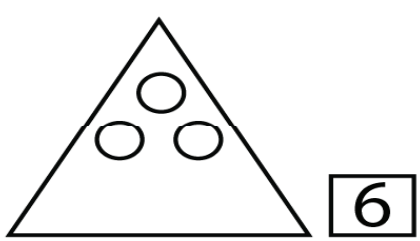

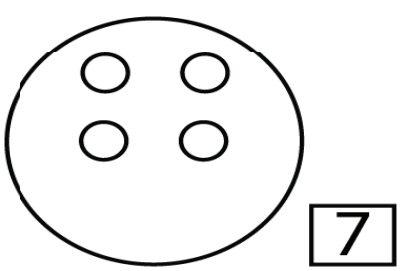

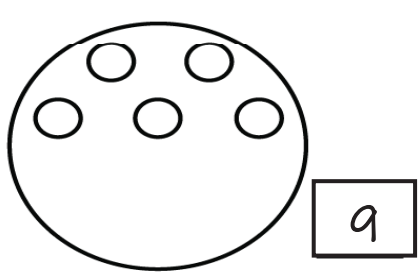

Draw one more object and write how many there are.

X X X X X X X = ☐

△ △ △ △ △ = ☐

○ ○ ○ ○ ○ ○ = ☐

Count and match.

9 ☐

10 ☐

8 ☐

11 ☐

7 ☐

6 ☐

5 ☐

12 ☐

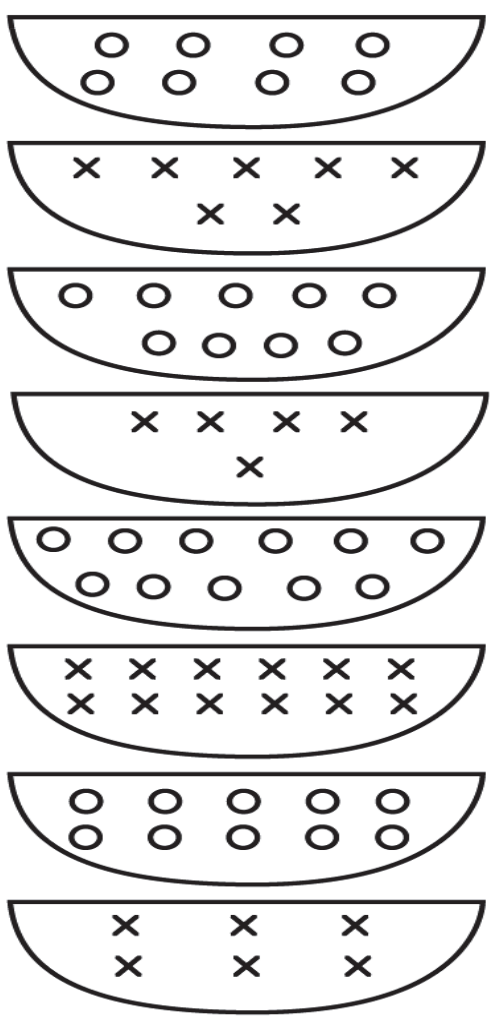

Count and match.

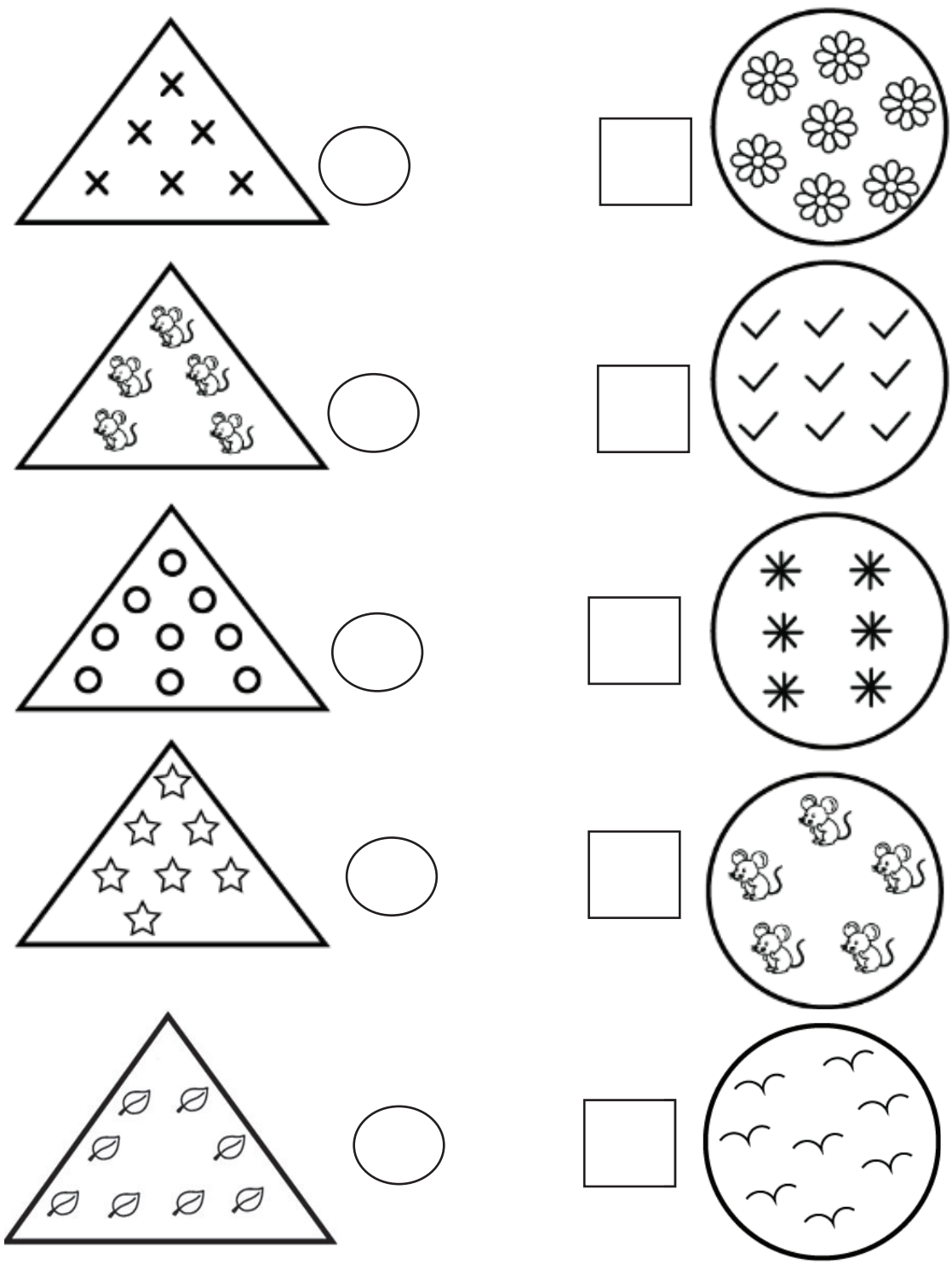

LEARNING TO FOLLOW INSTRUCTIONS THROUGH ACTIVITIES

Take the children to an open space, hall, or playground and conduct the following activities to develop number concepts through active learning.

Activity 1: Finger Counting

The teacher shows different number of fingers and asks, "How many fingers are these?" Continue increasing the number of fingers shown until 10. This activity helps children recognise, count, and compare numbers.

Activity 2: Forming Groups

Ask the children to stand in a circle. The teacher calls out a number such as 3, 4, or 5, and the children quickly form groups of that number. Music can be played while they move around. After forming groups, ask them to count the number of children. This activity develops alertness, listening skills, counting ability, teamwork, and leadership qualities.

Activity 3: Action and Number Recognition

Show a flashcard with a number and ask children to clap, jump, or hop that many times. Combining movement with learning improves memory, concentration, and number recognition.

Activity 4: Team Number Challenge

Divide the class into two teams. One child writes a number on the blackboard while another identifies it. Keep scores on the board or reward participation with stickers or small treats. This activity encourages number recognition, confidence, teamwork, and healthy competition.

Activity 5: Match Numbers with Objects

Show a number and ask children to collect the same number of objects, such as pebbles, bottle caps, coloured pencils, or old felt pens. This strengthens counting skills and the understanding of quantity.

Activity 6: Number Ladder

Draw a ladder numbered 1 to 10 with chalk stick on the floor. Ask the children to jump to the number called out by the teacher or place the correct number of pebbles beside it.

These enjoyable activities help children recognise numbers, understand quantity, follow instructions, improve coordination, build confidence, work cooperatively, and develop a positive attitude towards learning through play.